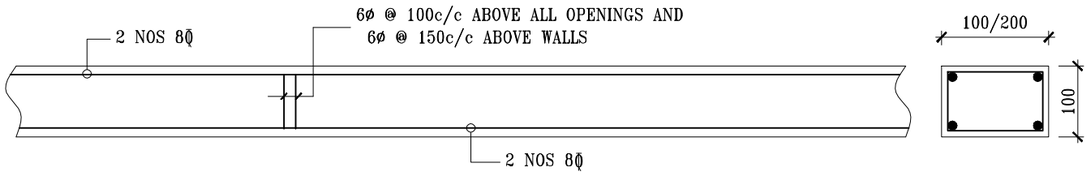

L1- LINTEL ALROUND UP TO 1m

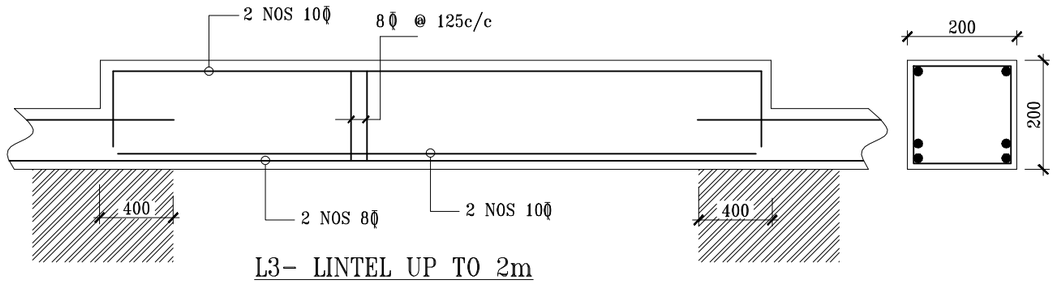

L3- LINTEL UP TO 2m

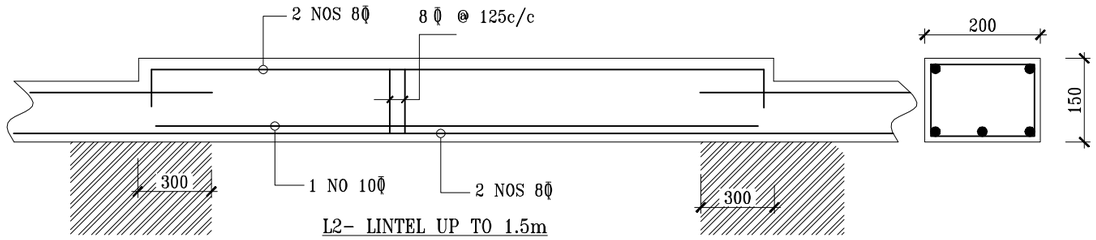

L2- LINTEL UP TO 1.5m

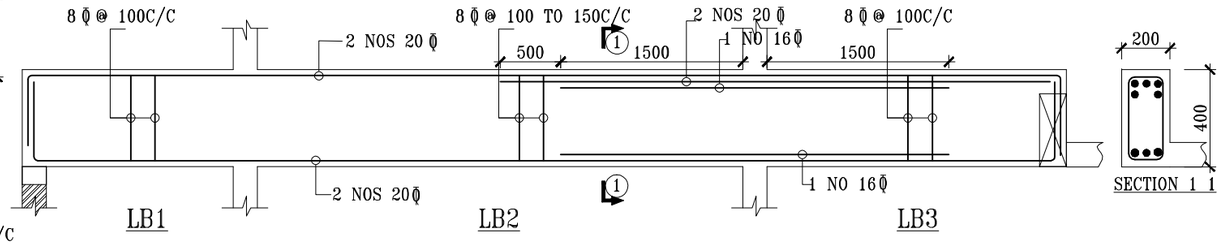

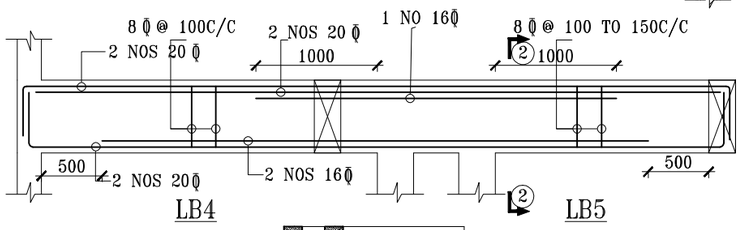

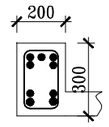

SECTION 2 2

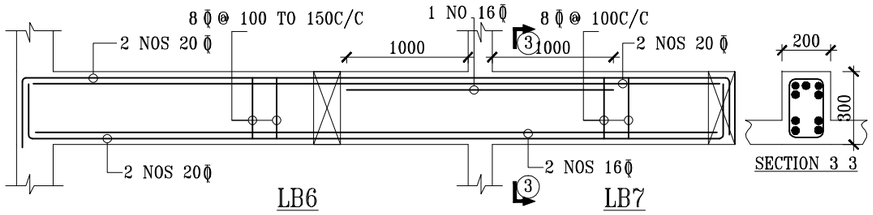

SECTION 3 3

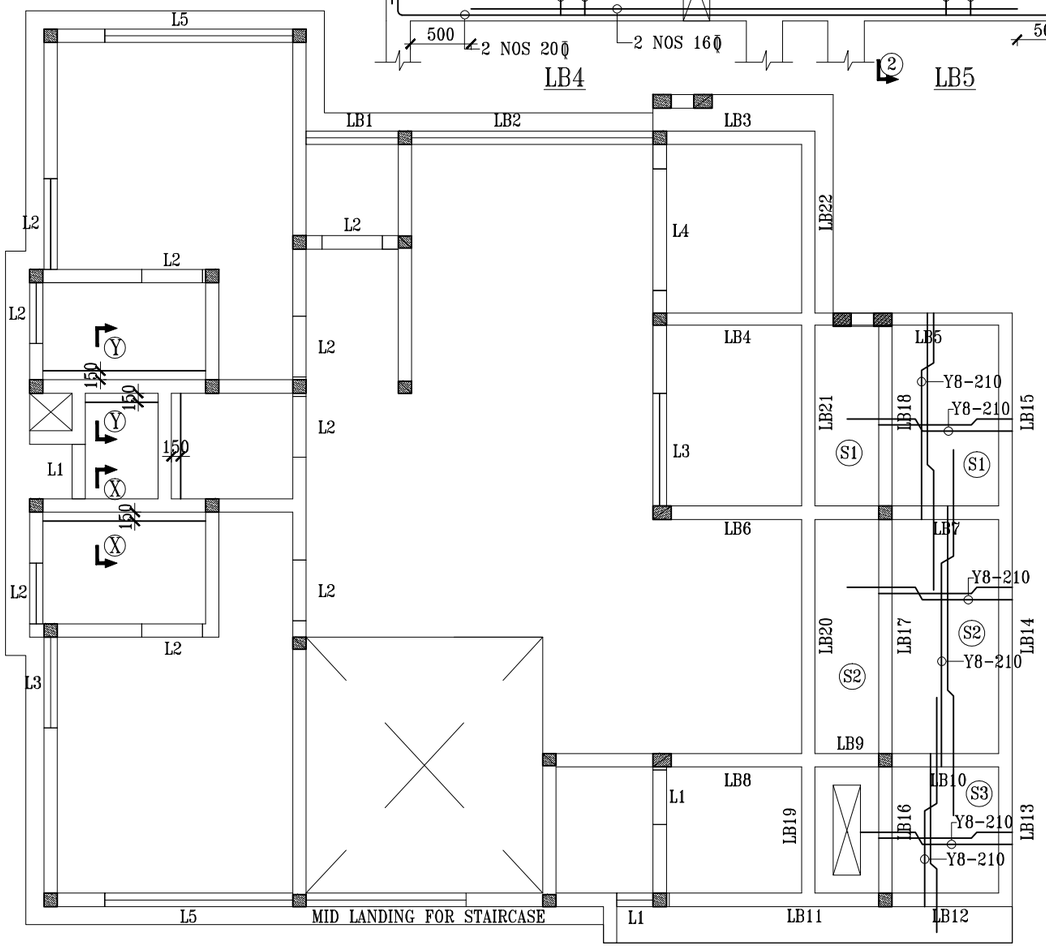

GROUND FLOOR LINTEL DETAILS

S1,S2,S3 - 110mm TK

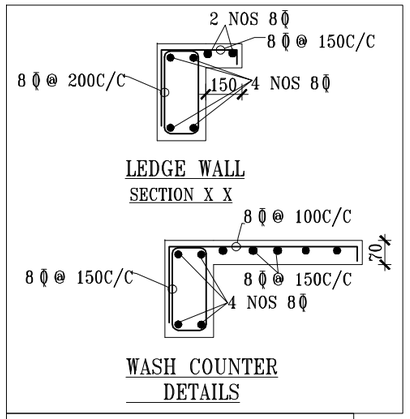

LEDGE WALL
SECTION X X

WASH COUNTER
DETAILS

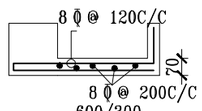

TYPICAL SECTION

NOTES

*DRAWINGS WILL BE ISSUED IN DIGITAL FORM / HARD COPIES FOR REVIEW / TENDER / ESTIMATE PURPOSES. HOWEVER ONLY HARD COPIES SEALED & SIGNED BY THE DESIGNER SHALL BE USED FOR THE CONSTRUCTION.
*ALL DIMENSIONS ARE IN MILLIMETRES UNLESS SPECIFIED OTHERWISE.
*DIMENSIONS SHALL NOT BE SCALED OFF THIS DRAWING WHEN IN DOUBT, DONT MEASURE THE DRAWING, DON"T ASSUME ANY THING BUT ASK US(0484)2203098
*STEEL GRADE Fe 500 FOR ALL BARS
*ALL LAPS ARE 55 TIMES DIA OF BAR
*CLEAR COVER15mm FOR SLABS.
*FOR CENTRELINE DIMENSIONS REFER ARCHITECTURAL DRAWINGS ONLY.
*CONCRETE MIX M 30 FOR BEAMS\SLABS
*AT JUNCTION OF TWO ELEMENTS OF DIFFERENT CONCRETE MIXES THE COMMON
*CONCRETE SHALL BE DONE WITH THE RICHER MIX.
*THIS FLOOR IS DESIGNED FOR A LIVELOAD OF 2 kN/sqm
*MAXIMUM WATER / CEMENT RATIO USED SHALL BE LIMITED TO 0.50 FOR SLABS AND 0.55 FOR BEAMS & COLUMNS
*CHIPPING OF ANY STRUCTURAL CONCRETE ELEMENTS SHALL NOT BE DONE IN ANY CIRCUMSTANCES UNLESS WITH THE SPECIAL PERMISSION OF CONSULTANTS
*DISTRIBUTORS 8 BARS@300C/C SHALL BE PROVIDED WHERE EVER NECESSARY UNLESS SPECIFIED OTHERWISE
*ALLTOP BARS SHALL BE SUPPORTED WITH CHAIRS OF 10mm BARS@1000mmC/C
*ALL COVER SHALL BE ENSURED BY PRE CAST COVER BLOCKS MADEUP OF CM 1:3 AND DIP CURED FOR 7 DAYS WHICH SHALL HAVE EMBEDED BINDING WIRES FOR TYING THEM
*FOR SLABS ALTERNATE BARS SHALL BE CRANKED UP AT 1/5th SPAN UNLESS SPECIFIED
*TYPICAL STIRRUP DETAILING SHALL BE AS SHOWN HERE
*FOR SLABS CONTINUOUS SUPPORTS ALL CRANKED UP BARS SHALL EXTEND IN TO NEXT SPAN 1/5thOF THAT SPAN UNLESS SPECIFIED
*FOR A BEAM WITH STIRRUP SPACING NOTATION 8Φ @ a TO b mmc/c MEANS FOR 1/3rd SPAN NEAR SUPPORTS, SPACING IS a mm c/c AND MIDDLE 1/3rd SPAN SPACING IS b mm c/c
*EVERY CONCRETE POUR AT SITE SHOULD BE DONE ONLY AFTER CONTRACTOR'S AUTHORISED QUALITY CONTROL ENGINEER/SITE ENGINEER INSPECT THE SHUTTER & STAGING SND CERTIFY THE SAFETY OF THE SAME IN THE SITE INSTRUCTION BOOK.
* THE FORMWORK AND FORMWORK SUPPORTS SHOULD BE DESIGNED AND PROVIDED BY THE CONTRUCTOR TO CARRY SELFWEIGHT OF WET CONCRETE (@ 26KN/Cum), CONSTRUCTION LIVE LOAD OF 3.6 KN/Sqm AND SELFWEIGHT OF FORMWORK.
* THE FORMWORK SHALL BE CHECKED & VERIFIED BY THE SITE ENGINEER BEFORE CASTING CONCRETE.

TOP REINFORCEMENT
BOTTOM REINFORCEMENT